

V S S B & ASSOCIATES

CHARTERED ACCOUNTANTS

(Formerly Known as Vishves A. Shah & Co.)

316, Abhishek Plaza, B/h. Nav Gujarat College, Opp. Gujarat Vidhyapith,

Ashram Road, Income Tax, Ahmedabad - 380 014.

Ph. : (O) 27541783 (M) 98254 71182. 9377771182

E-mail : vishvesca@gmail.com, cavishves@gmail.com



Limited Review Report

Review Report to Franklin Industries Limited (CIN: L74110GJ1983PLC092054)

We have reviewed the accompanying statement of unaudited financial results of **Franklin Industries Limited** for the quarter ended 30th June, 2021 which are included in the accompanying "Statement of Unaudited Financial Result for Quarter ended June 30, 2021" together with relevant notes thereon. The statement has been prepared by company pursuant to regulation 33 of the Securities and Exchange Board of India (Listing Obligations and Disclosure Requirements) Regulations, 2015 read with SEBI circular dated July 5, 2016, which has been initialed by us for identification Purposes. The statement is the responsibility of the company's management and has been approved by the Board of Directors. Further, the Management is also responsible to ensure that the accounting policies used in preparation of this statement in accordance with the companies (Indian Accounting Standards) Rules, 2015 (Ind AS) prescribed under section 133 of the Companies Act, 2013 and other recognised accounting practices and policies. Our responsibility is to issue a report on the statement based on our review.

We conducted our review in accordance with the Standard on Review Engagement (SRE) 2400, Engagement to Review Financial Statements issued by the Institute of Chartered Accountants Of India. This Standard requires that we plan and perform the review to obtain moderate assurance as to whether the financial statements are free of material misstatement. A review is limited primarily to inquiries of company personnel and analytical procedures applied to financial data and thus provides less assurance than an audit. We have not performed an audit and accordingly, we do not express an audit opinion.


Based on our review conducted as above, nothing has come to our attention that causes us to believe that the accompanying statement of unaudited financial results prepared in accordance with applicable accounting standards and other recognised accounting practices and policies has not disclosed the information required to be disclosed in terms of Regulation 33 of the SEBI (Listing Obligations and Disclosure Requirements) Regulations, 2015 including the manner in which it is to be disclosed, or that it contains any material misstatement.

Date : 12th August, 2021

Place : Ahmedabad

For, V S S B & Associates
Chartered Accountants
Firm No.121356w




(Vishves A. Shah)
Partner

M. No. 109944

UDIN: 21109944AAAAOG1526

FRANKLIN INDUSTRIES LIMITED


(CIN : L74110GJ1983PLC092054)

Reg. Office: 708, Scarlet Business Hub, Opp. Ankur School Near Mahalaxmi Panch Rasta, Fatehnagar, Paldi, Ahmedabad Ahmedabad GJ 380007 IN

Corporate office: 203 Abhishek Complex, Near Navgujarat Colg., Income tax, Ahmedabad 380014 GJ

STATEMENT OF UN-AUDITED FINANCIAL RESULTS FOR THE QUARTER ENDED ON JUNE 30, 2021

Sr No	Particulars	(Rs. in lacs except Per share data)			
		Quarter ended June 30, 2021	Preceding Quarter ended March 31, 2021	Preceding Quarter ended June 30, 2020	Year to date figures for the March 31, 2021
		Un-Audited	Audited	Un-Audited	Audited
1	Revenue From Operations				
	(a) Revenue from Operations	147.226	478.840	20.880	1501.700
	(b) Other Income	0.000	15.450	0.000	15.451
	Total Revenue (Net)	147.226	494.290	20.880	1517.151
2	Expenses				
	a. Cost of Materials Consumed	0.000	0.000	0.000	0.000
	b. Purchases of Stock-in-trade	146.119	364.760	21.600	1319.277
	c. Changes in inventories of Stock-in-Trade	(7.087)	120.780	4.020	186.105
	d. Employee benefits expenses	0.900	0.450	0.690	2.385
	e. Finance Cost	0.002	0.105	0.000	0.260
	f. Depreciation and Amortization Expenses	0.000	2.555	0.000	2.559
	g. Other Expenses	5.320	0.835	0.000	1.180
	Total Expenses	145.255	489.485	26.310	1511.766
3	Profit/(Loss) before Exceptional and Extraordinary items and tax (1-2)	1.971	4.805	(5.430)	5.385
4	Exceptional Items	0.000	0.000	0.000	0.000
5	Profit/(Loss) before Extraordinary items and tax (3-4)	1.971	4.805	(5.430)	5.385
6	Extraordinary Items	0.000	0.000	0.000	0.000
7	Profit Before Tax (5-6)	1.971	4.805	(5.430)	5.385
8	Tax Expenses				
	(a) Current Tax	0.000	1.200	0.000	1.350
	(b) Deferred Tax	0.000	0.000	0.000	0.000
	Total Tax Expenses	0.000	1.200	0.000	1.350
9	Net Profit/(Loss) for the period from continuing Operations (7-8)	1.971	3.605	(5.430)	4.035
10	Profit (Loss) from Discontinuing operations before Tax	0.000	0.000	0.000	0.000
11	Tax Expenses of Discontinuing Operations	0.000	0.000	0.000	0.000
12	Net Profit/(Loss) from Discontinuing operations after Tax (10-11)	1.971	3.605	(5.430)	4.035
13	Share of Profit (Loss) of associates and Joint Ventures accounted for using equity method	0.000	0.000	0.000	0.000
14	Net Profit (Loss) for the period (12+13)	1.971	3.605	(5.430)	4.035
15	Other comprehensive income, net of income tax				
	a) i) Amount of item that will not be reclassified to profit or loss	0.000	0.000	0.000	0.000
	ii) Income tax relating to items that will not be reclassified to profit or loss	0.000	0.000	0.000	0.000
	b) i) item that will be reclassified to profit or loss	0.000	0.000	0.000	0.000
	ii) income tax relating to items that will be reclassified to profit or loss	0.000	0.000	0.000	0.000
	Total other comprehensive income, net of income tax	0.000	0.000	0.000	0.000
16	Total Comprehensive income for the period	1.971	3.605	(5.430)	4.035
17	Details of equity share capital				
	Paid-up Equity Share Capital	361.500	361.500	361.500	361.500
	Face Value of Equity Share Capital	10.000	10.000	10.000	10.000
18	Details of debt securities				
	Paid-Up Debt capital	0.000	0.000	0.000	0.000
	Face value of debt Securities	0.000	0.000	0.000	0.000
19	Reserve excluding revaluation reserves as per balance sheet of previous accounting year	0.000	0.000	0.000	25.150
20	Debenture Redemption reserve	0.000	0.000	0.000	0.000
21	Earning per Share				
i	Earning per Share for Continuing Operations				
	Basic Earning (Loss) per share from Continuing operations	0.055	0.100	(0.150)	0.112
	Diluted Earning (Loss) per share from Continuing operations	0.055	0.100	(0.150)	0.112
ii	Earning per Share for discontinuing Operations				
	Basic Earning (Loss) per share from discontinuing operations	0.000	0.000	0.000	0.000
	Diluted Earning (Loss) per share from discontinuing operations	0.000	0.000	0.000	0.000
iii	Earnings per Equity Share				
	Basic Earning (Loss) per share from Continuing and discontinuing operations	0.055	0.100	(0.150)	0.112
	Diluted Earning (Loss) per share from Continuing and discontinuing operations	0.055	0.100	(0.150)	0.112




Note:

- | | |
|---|--|
| 1 | The above Unaudited Financial statement for the quarter ended June, 2021 has been reviewed by the Audit Committee and approved by the Board of Directors at its meeting held on 12th August, 2021 and Statutory Auditors of the Company have carried out Limited review audit of the same. |
| 2 | This statement has been prepared in accordance with the Companies (Indian Accounting Standards) Rule 2015 (IND AS) prescribed under section 133 of the companies Act, 2013 and other recognized accounting practices and policies to the extent applicable. |
| 3 | The previous periods figures have been regrouped wherever necessary. |
| 4 | The Statutory auditors of the company have carried out a "Audit report/ Limited review report" of the above results as per Regulation 33 of the SEBI (Listing Obligation and Disclosure Requirement) Regulations, 2015. |

Place: Ahmedabad
Date: 12th August, 2021

For and on Behalf of the Board of
Franklin Industries Limited



Alpesh M. Gupta
(Managing Director)
DIN : 02227485

